


HOW TO FILL YOUR SHEAFFER'S BALLPOINT



To replace "Micro-Crafted" unit, unscrew lower portion of barrel, then unscrew used unit. Reassemble by reversing process.

**USE ONLY
SHEAFFER'S "MICRO-CRAFTED" UNITS**

HOW TO FILL YOUR SHEAFFER'S PENCIL



Turn cap to right until metal push rod appears. Turn back completely—insert lead—press lead gently to engage clutching mechanism.

**ALWAYS USE
SHEAFFER'S FINELINE LEADS AND ERASERS**

GUARANTEE

All Sheaffer's writing instruments are made of fine materials by fine craftsmen. Sheaffer guarantees to replace defective parts without charge.

If your pen, pencil or ballpoint needs attention, deliver it to an authorized Sheaffer's service station or to a Sheaffer dealer for service.

Instructions

**HOW TO
OPERATE
YOUR NEW**

Sheaffer's



with the

"SNORKEL"

You have just become the proud owner of the finest pen ever created.

Because it is totally different from any pen you have ever seen or used before, it is very important that you read these simple instructions carefully.

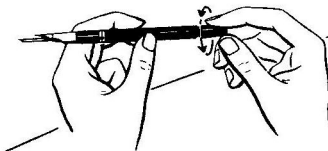
W. A. SHEAFFER PEN COMPANY


Fort Madison, Iowa, U. S. A.

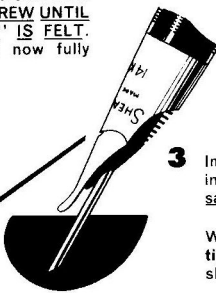
In Canada: Malton, Ontario

In Australia: Melbourne, Vic.


Five Easy Steps for Proper Filling SHEAFFER'S SNORKEL


- 
- 1** Unscrew plunger knob, using gentle forward pressure on knob while turning. UNSCREW UNTIL DEFINITE "CLICK" IS FELT. SNORKEL tube is now fully extended.

- 
- 2** Hold SNORKEL tube over writing fluid bottle. Pull plunger knob out as far as it will go.

- 
- 3** Immerse only SNORKEL tube in writing fluid. It is not necessary to "dunk" the pen point.

When filling new pen—first time only—tip of pen point should be moistened in ink.

- 
- 4** Push plunger knob all the way down just once. Leave SNORKEL tube immersed a few seconds while the SNORKEL "breathes in" the fluid.

- 
- 5** Screw plunger knob back on barrel and watch SNORKEL tube retract. With all other pens you would now be looking for something to wipe off point. WITH THIS SHEAFFER SNORKEL THERE IS NOTHING MORE TO DO. YOUR PEN IS READY TO WRITE.



FOR BEST RESULTS...

Always Use Sheaffer's *Skrip* with the top well bottle—
the writing fluid that is sold all over the world.